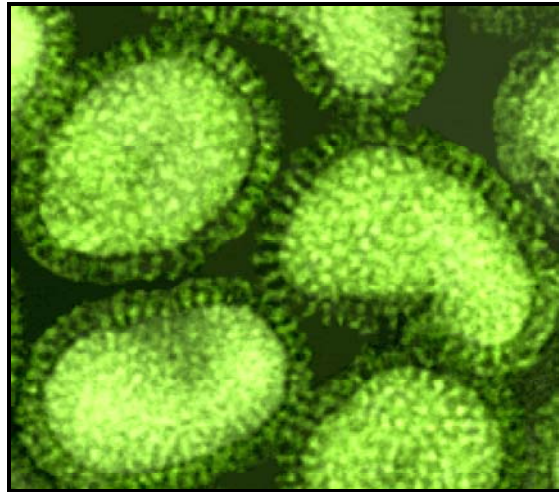


# Florida Influenza Surveillance

*Week Ending January 1, 2005  
(Week 52)*

*Angela Fix, MPH, Respiratory Disease  
Epidemiologist*

*Brittni Jones, Influenza Surveillance  
Coordinator*



## Summary

Influenza-like illness (ILI) activity increased across most of the state for the week ending January 1, 2005 (Week 52). However, many providers did not see any patients due to office closures for the holidays. Except for the Northcentral region, regional ILI activity levels were below baseline. Three County Health Departments reported localized ILI activity (Alachua, Palm Beach and Sarasota), while eleven County Health Departments (Brevard, Broward, Citrus, Collier, Duval, Escambia, Hillsborough, Marion, Pinellas, Seminole and Volusia) reported sporadic ILI activity during Week 52. Twenty-six counties reported no ILI activity and twenty-seven counties did not report an activity code.

## Florida Influenza and Influenza-like Illness (ILI) Surveillance

Table 1 outlines the breakdown of specimen testing and weighted ILI activity by region. The overall weighted percent ILI activity for the state for the week ending January 1, 2005 was 2.45%. This increase from the previous week's ILI activity of 1.97% is statistically significant ( $p = 0.01$ ). The Northcentral region reported the highest influenza activity (5.22%) and the Northwest region reported the lowest influenza activity (0.31%); however, only half of the sentinels across the state had reported at the time this report was written.

**TABLE 1. INFLUENZA-LIKE ILLNESS REPORTING AND SPECIMEN TESTING SUMMARY BY REGION**  
Report Date: January 6, 2005


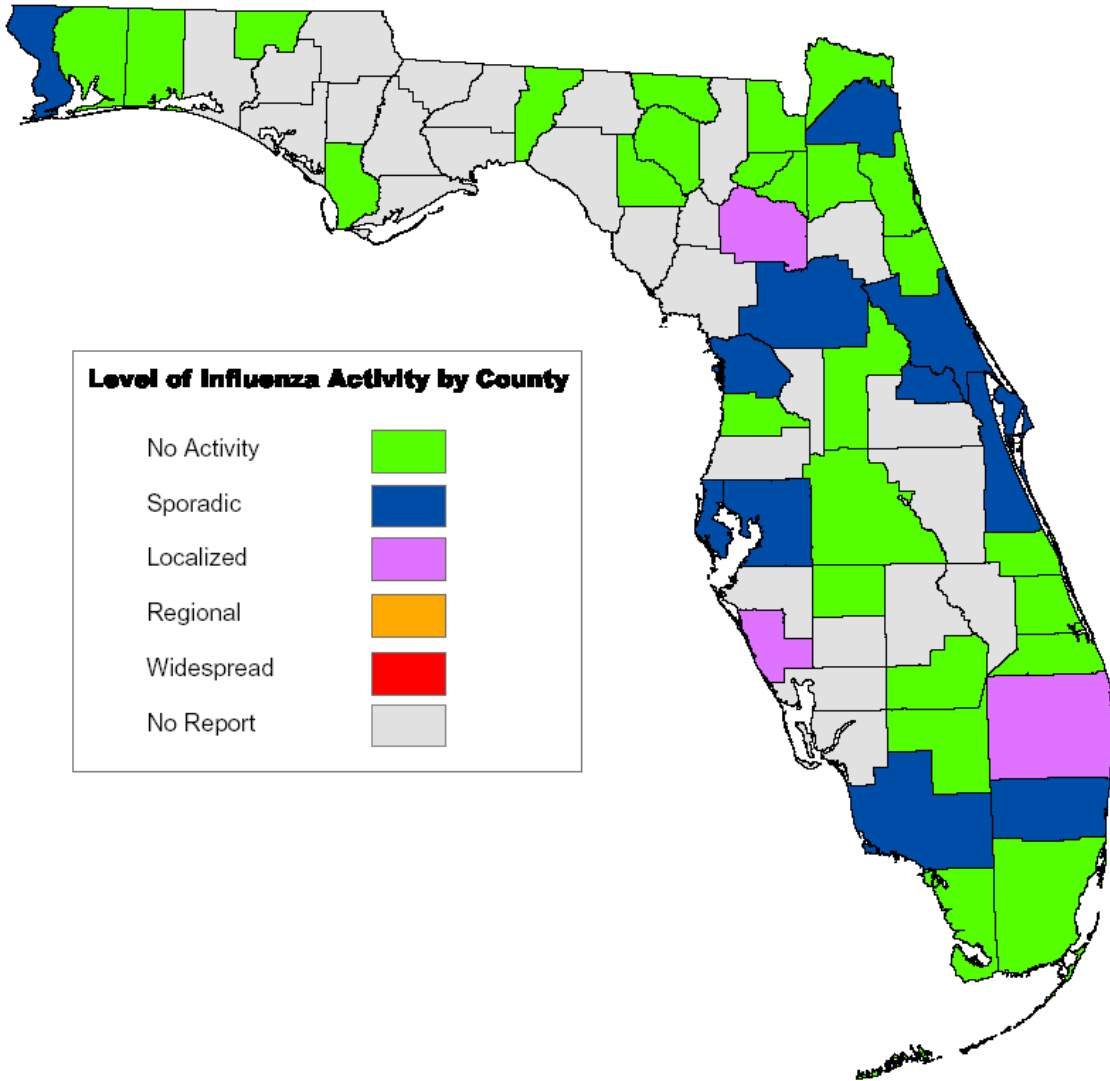
Region	Specimen Testing and Results for the Previous Three Weeks (Wks: 50-52)									Reported ILI* for Week 52: Week ending Jan. 1, 2004
	Total Specimens Tested	A H1N1	A H3N2	A Unk	B Hong Kong	B Shanghai	B Unk	Other Resp.	Percent Positive	
Centraleast	3	1	-	-	-	-	-	-	33.33%	2.63%
Centralwest	13	-	3	-	-	-	1	-	30.77%	1.99%
Northcentral	0	-	-	-	-	-	-	-	-	5.22%
Northeast	9	-	-	-	-	-	-	1	11.11%	0.75%
Northwest	0	-	-	-	-	-	-	-	-	0.31%
Southeast	17	-	-	-	4	1	10	-	88.24%	3.04%
Southwest	0	-	-	-	-	-	-	-	-	1.92%

During the previous three weeks, the Jacksonville Central and Tampa Branch laboratories received forty-two specimens for influenza testing. Of these specimens, twenty-one tested



# Weekly Influenza Activity

Week ending January 1, 2005 - Week 52



1:3781809

**Florida Department of Health**  
**Bureau of Epidemiology**

**Disclaimer:**  
This product is for reference purposes only and is not to be construed as a legal document. Any reliance on the information contained herein is at the user's own risk. The Florida Department of Health and its agents assume no responsibility for any use of the information contained herein or any loss resulting therefrom. Map printed January 6, 2005.

## Influenza Surveillance – Definitions and Reminders

### Influenza Surveillance Regions

**Centraleast:** Brevard, Indian River, Lake, Martin, Orange, Osceola, Seminole, St. Lucie and Volusia.

**Centralwest:** Citrus, Hardee, Hernando, Hillsborough, Manatee, Pasco, Pinellas, Polk and Sumter.

**Northcentral:** Columbia, Dixie, Franklin, Gadsden, Hamilton, Jefferson, Lafayette, Leon, Liberty, Madison, Suwannee, Taylor, and Wakulla.

**Northeast:** Alachua, Baker, Bradford, Clay, Duval, Flagler, Gilchrist, Levy, Marion, Nassau, Putnam, St. Johns and Union.

**Northwest:** Bay, Calhoun, Escambia, Gulf, Holmes, Jackson, Okaloosa, Santa Rosa, Walton and Washington.

**Southeast:** Broward, Miami-Dade, Monroe and Palm Beach.

**Southwest:** Charlotte, Collier, Desoto, Glade, Hendry, Highlands, Lee, Okeechobee and Sarasota.

### Definitions of the influenza activity codes

**No Activity:** No laboratory-confirmed cases of influenza and no reported increase in the number of cases of ILI.

**Sporadic:** Small numbers of laboratory-confirmed influenza cases or a single influenza outbreak has been reported, but there is no increase in cases of ILI.

**Local:** Outbreaks of influenza or increases in ILI cases and recent laboratory-confirmed influenza in a single region of the state.

**Regional:** Outbreaks of influenza or increases in ILI cases and recent laboratory-confirmed influenza in at least two but less than half the regions of the state.

**Widespread:** Outbreaks of influenza or increases in ILI cases and recent laboratory-confirmed influenza in at least half the regions of the state.

### Important Reminders

- \* Influenza activity reporting by sentinel providers is voluntary.
- \* The influenza surveillance data is used to answer the question of where, when, and what viruses are circulating. It can be used to determine if influenza activity is increasing or decreasing, but it cannot be used to ascertain how many people have become ill with influenza so far this season.
- \* Reporting is incomplete for this week. Numbers may change as more reports are received.