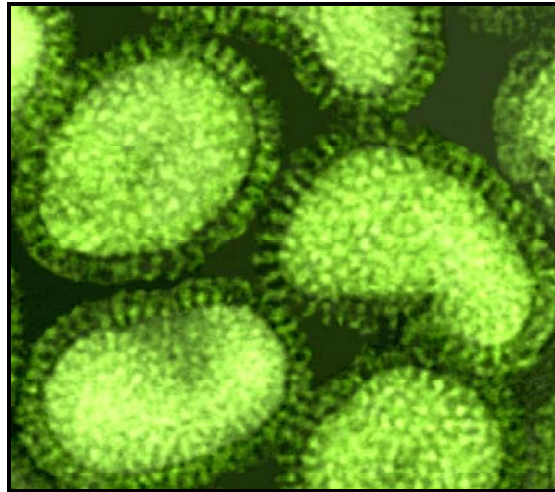


# Florida Influenza Surveillance

*Week Ending January 22, 2005  
(Week 3)*

*Dawn Ginzl, MPH, Florida Epidemic Intelligence Service Fellow*

*Brittni Jones, Influenza Surveillance Coordinator*



## Summary

Influenza-like illness (ILI) activity increased across most of the state for the week ending January 22, 2005 (Week 3). Two of the regions, Centraleast and Northeast, had regional ILI activity levels above baseline. Four County Health Departments reported localized ILI activity (Hardee, Palm Beach, Pinellas, and Sarasota), while thirteen County Health Departments (Alachua, Brevard, Broward, Citrus, Collier, Duval, Escambia, Hernando, Hillsborough, Monroe, Seminole, St. Lucie and Volusia) reported sporadic ILI activity during Week 3. Twenty-seven counties reported no ILI activity and twenty-three counties did not report an activity code.

## Florida Influenza and Influenza-like Illness (ILI) Surveillance

Table 1 outlines the breakdown of specimen testing and weighted ILI activity by region. The overall weighted percent ILI activity for the state for the week ending January 22, 2005 was 2.38%. This is an increase from the previous week's ILI activity of 1.79%. The Centraleast region reported the highest influenza activity (4.61%) and the Centralwest region reported the lowest influenza activity (0.91%); however, only 46% of the sentinels across the state had reported at the time this report was written.

**TABLE 1. INFLUENZA-LIKE ILLNESS REPORTING AND SPECIMEN TESTING SUMMARY BY REGION**  
Report Date: January 22, 2005

Region	Specimen Testing and Results for the Previous Three Weeks (Wks: 1-3)									Reported ILI* for Week 3: Week ending Jan. 22, 2005
	Total Specimens Tested	A H1N1	A H3N2	A Unk	B Hong Kong	B Shanghai	B Unk	Other Resp.	Percent Positive	
Centraleast	11	-	3	-	2	-	-	1	54.55%	4.61%
Centralwest	16	-	5	3	-	-	-	-	50.00%	0.91%
Northcentral	10	-	5	-	-	-	-	-	50.00%	2.00%
Northeast	35	-	14	2	3	1	-	1	60.00%	2.58%
Northwest	0	-	-	-	-	-	-	-	-	0.93%
Southeast	35	-	6	2	8	4	2	2	68.57%	2.38%
Southwest	5	-	3	-	-	-	-	-	60.00%	1.54%

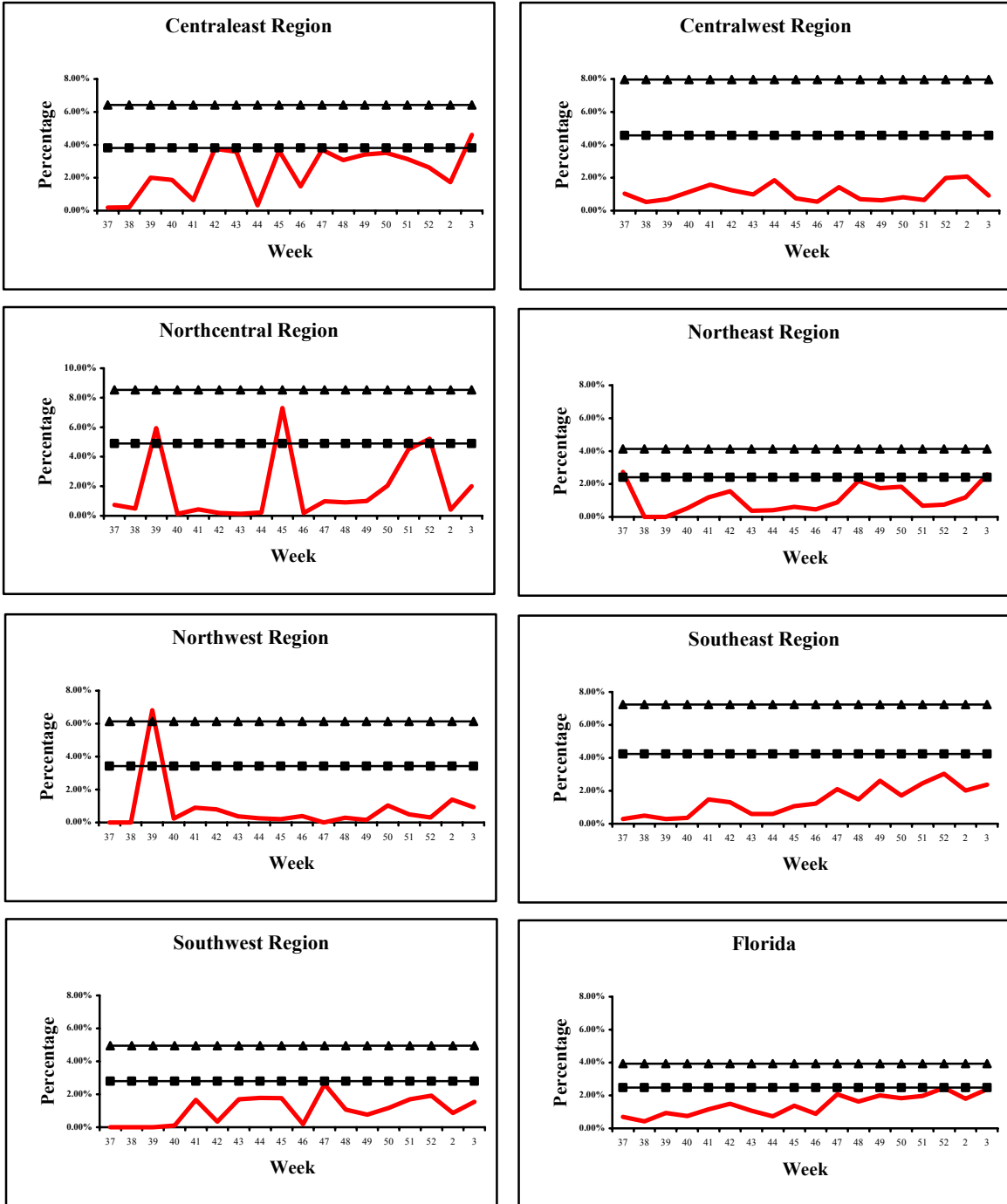
During the previous three weeks, the Jacksonville Central and Tampa Branch laboratories received 112 specimens for influenza testing. Of these specimens, sixty-seven tested positive (59.82%) for respiratory viruses: thirty-six isolates were influenza A H3N2, seven isolates were

influenza A Unknown, thirteen isolates were influenza B Hong Kong, five isolates were influenza B Shanghai, two isolates were influenza B Unknown species and one isolate was Parainfluenza Type 1, one isolate was Parainfluenza Type 2, and one isolate was Adenovirus.

### Influenza-like Illness Graphs By Region

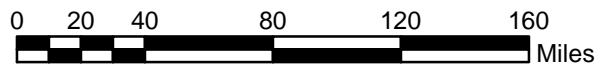

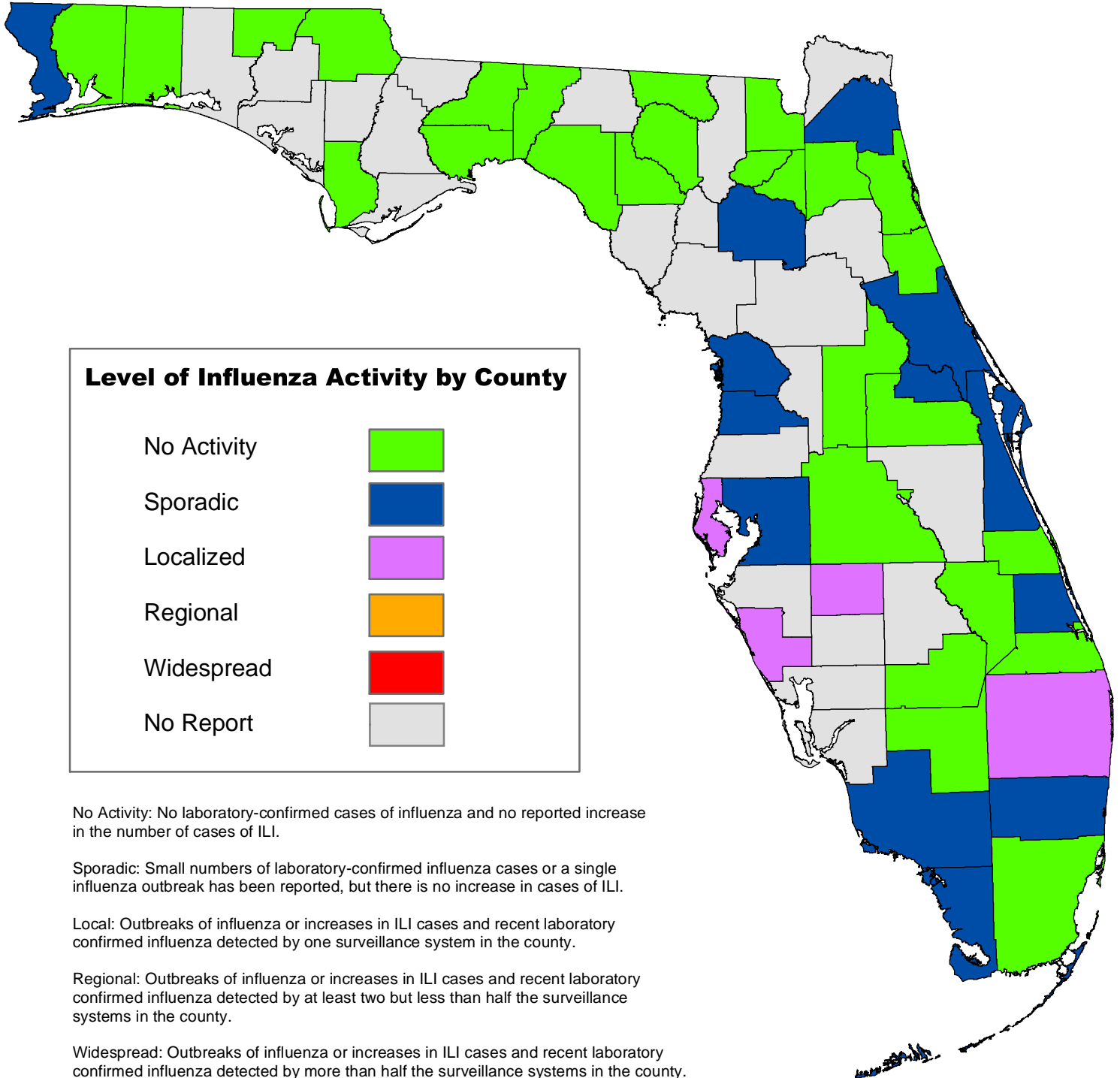
■ ■ ■ ■ ■ Baseline: A bar line that exceeds the baseline indicates moderate ILI activity

▲ ▲ ▲ ▲ ▲ Threshold: A bar line that exceeds the threshold indicates high ILI activity



# Weekly Influenza Activity

Week ending January 22, 2005 - Week 3



1:3781809

**Florida Department of Health**  
**Bureau of Epidemiology**

**Disclaimer:**  
This product is for reference purposes only and is not to be construed as a legal document. Any reliance on the information contained herein is at the user's own risk. The Florida Department of Health and its agents assume no responsibility for any use of the information contained herein or any loss resulting therefrom. Map printed January 28, 2005.

## Influenza Surveillance – Definitions and Reminders

### Influenza Surveillance Regions

**Centraleast:** Brevard, Indian River, Lake, Martin, Orange, Osceola, Seminole, St. Lucie and Volusia.

**Centralwest:** Citrus, Hardee, Hernando, Hillsborough, Manatee, Pasco, Pinellas, Polk and Sumter.

**Northcentral:** Columbia, Dixie, Franklin, Gadsden, Hamilton, Jefferson, Lafayette, Leon, Liberty, Madison, Suwannee, Taylor, and Wakulla.

**Northeast:** Alachua, Baker, Bradford, Clay, Duval, Flagler, Gilchrist, Levy, Marion, Nassau, Putnam, St. Johns and Union.

**Northwest:** Bay, Calhoun, Escambia, Gulf, Holmes, Jackson, Okaloosa, Santa Rosa, Walton and Washington.

**Southeast:** Broward, Miami-Dade, Monroe and Palm Beach.

**Southwest:** Charlotte, Collier, Desoto, Glade, Hendry, Highlands, Lee, Okeechobee and Sarasota.

### Definitions of the influenza activity codes

**No Activity:** No laboratory-confirmed cases of influenza and no reported increase in the number of cases of ILI.

**Sporadic:** Small numbers of laboratory-confirmed influenza cases or a single influenza outbreak has been reported, but there is no increase in cases of ILI.

**Local:** Outbreaks of influenza or increases in ILI cases and recent laboratory-confirmed influenza in a single region of the state.

**Regional:** Outbreaks of influenza or increases in ILI cases and recent laboratory-confirmed influenza in at least two but less than half the regions of the state.

**Widespread:** Outbreaks of influenza or increases in ILI cases and recent laboratory-confirmed influenza in at least half the regions of the state.

### Important Reminders

- \* Influenza activity reporting by sentinel providers is voluntary.
- \* The influenza surveillance data is used to answer the question of where, when, and what viruses are circulating. It can be used to determine if influenza activity is increasing or decreasing, but it cannot be used to ascertain how many people have become ill with influenza so far this season.
- \* Reporting is incomplete for this week. Numbers may change as more reports are received.