

Special Droplet/Contact Precautions

Medidas de Precaucion Especiales



**Only essential personnel
should enter this room**

**Solo el personal esencial debe entrar a
esta sala**

Everyone **MUST**:

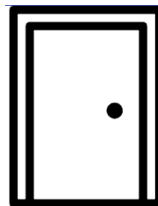
- Clean hands when entering and leaving room
- Wear a NIOSH-approved N95 or equivalent or higher-level respirator at all times
- Wear eye protection
- Gown and glove at door



Todos **DEBEN**:

- Cuando entren y salgan de la sala deben limpiar sus manos
- Use un respirador N95 aprobado por NIOSH o equivalente o de nivel superior en todo momento
- Use proteccion para los ojos
- Ponerse bata y guantes en la puerta

Keep door closed (if safe to do so)



**Mantenga la puerta
cerrada (si es seguro hacerlo)**

**Use patient-dedicated or disposable equipment
Clean and disinfect shared equipment**

** Use equipo dedicado o desechable para el paciente
Limpiar y desinfectar equipos compartidos**

Special Droplet/Contact Precautions

If patient has diarrhea or *C. difficile* add Contact Enteric Precautions.

Limit visitors and document anyone who has contact with the patient and notify employee health.

Display sign outside the door. At patient discharge, remove sign after room is terminally cleaned.

For use with:

- Respiratory viruses, including COVID-19.

Dishes/Utensils:

- No special precautions. Kitchenware sanitized in dishwasher.

Equipment and Supplies:

- Only essential supplies in room.
- Use dedicated or disposable equipment when available.
- Minimize use of cellphones/pagers.
- Clean and disinfect reusable equipment including, but not limited to, intravenous pumps, supplies, cellphones, pagers (if used in room) and other electronics prior to removing from patient's room.
- Ensure blood pressure cuff and stethoscope are cleaned and disinfected between patients.

Waste and Linen Management:

For COVID-19, follow local and state public health guidelines Category B for medical waste handling. Bag linen in the patient's room.

Private Room:

If not available, room with patients who have the same organism but no other infection.

Room cleaning:

Routine cleaning procedure with addition of cubical curtain changes per hospital procedure.

Transport:

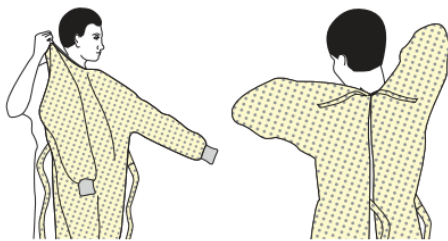
Essential transport only. Patient should remain in room except for medical necessity. Patient should wash their hands. Place patient in clean gown. Place surgical mask on patient. Clean and disinfect transport vehicle after transporting the patient. Alert receiving department regarding patient's isolation precaution status.

Special Droplet/Contact Precautions

Personal Protective Equipment

Put **ON** in this order:

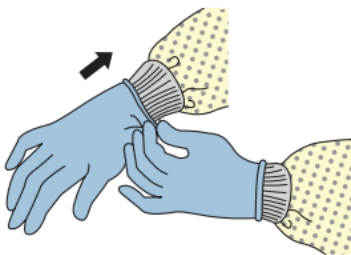
1. **WASH OR GEL HANDS** (even if gloves are used)
2. Gown



3. Mask and eye protection

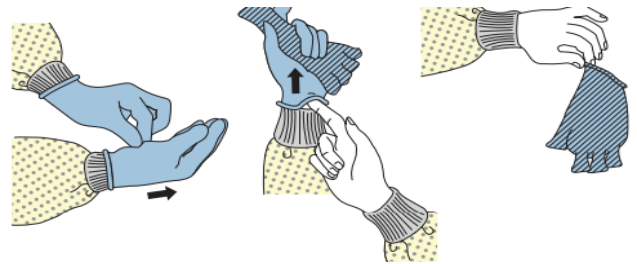


4. Gloves

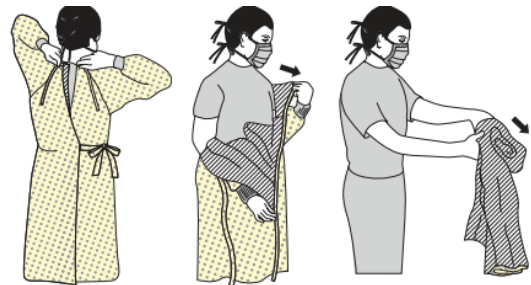


Take **OFF** in this order:

1. Gloves



2. Gown



3. **WASH OR GEL HANDS**

4. Mask and eye protection: Remove from earpiece or ties to discard. Do not grab from front of mask.



5. **WASH OR GEL HANDS** (even if gloves are used)